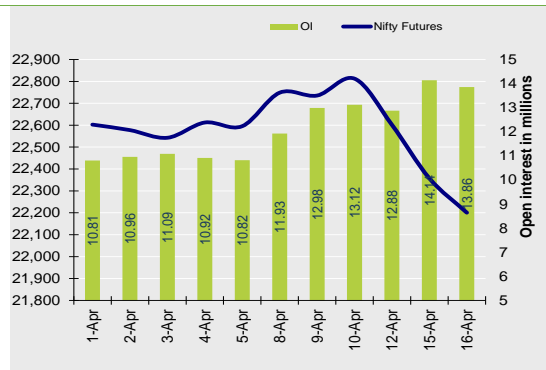


Nifty Snapshot

	Close	Prv Cl.	Ab chg	% chg
Spot	22,147.90	22,272.50	-124.60	-0.56
Futures	22,200.75	22,357.30	-156.55	-0.70
OI(ml shr)	13.86	14.14	-0.28	-2.00
Vol (lots)	180868	209549	-28681	-13.69
COC	52.85	84.80	-31.95	-37.7
PCR-OI	0.77	0.87	-0.10	-11.3

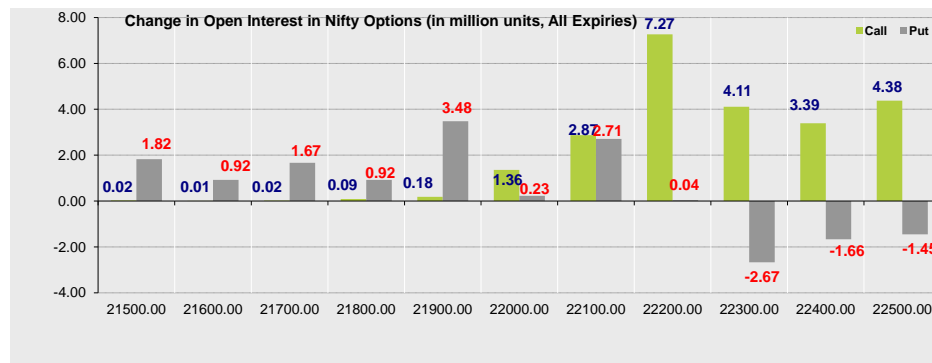
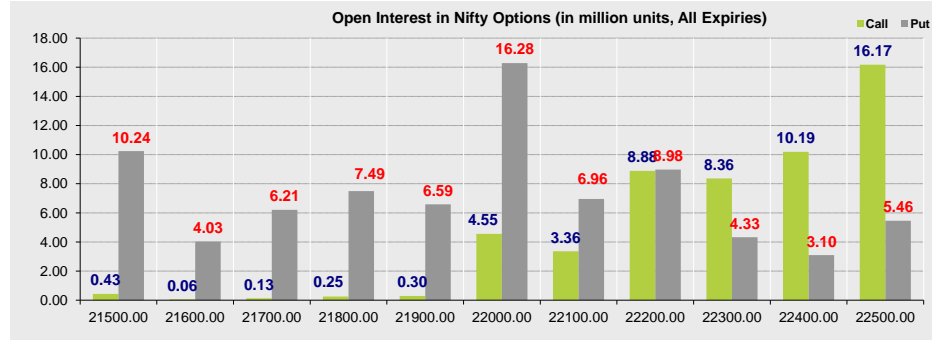
Nifty Futures Price v/s OI



Summary

- Indian markets closed on a negative note where selling was mainly seen in Information Technology, Banking and Metals sectors. Nifty Apr Futures closed at 22200.75 (down 156.55 points) at a premium of 52.85 pts to spot.
- FIIIs were net sellers in Cash to the tune of 4468.09 Cr and were net sellers in index futures to the tune of 3153.99 Cr.
- India VIX increased by 1.18% to close at 12.62 touching an intraday high of 12.93.

Open Interest in Nifty Options:



Institutional Activity in previous trading session

(in Rs cr.)	Buy	Sell	Net
Index Futures	4271.50	7425.49	-3153.99
Index Options	3754973.12	3736525.15	18447.97
Stock Futures	24122.09	28481.87	-4359.78
Stock Options	54977.38	54277.39	699.99
FII Cash	10,208.87	14,676.96	-4,468.09
DII Cash	13,537.42	11,497.04	2,040.38

Net FII Activity (in Rs cr.)

Date	Idx Fut	Stk Fut	Idx Opt	Cash
16-Apr	-3154.0	-4359.8	18448.0	-4468
15-Apr	-3850.1	1209.0	-31615.8	-3268
12-Apr	-1996.7	-6858.7	-8951.3	-8027
10-Apr	4006.2	3586.7	10749.2	2778
9-Apr	2484.6	1022.3	25598.2	-593
8-Apr	1261.9	623.0	-30524.5	-685

Technical Pivot (Intraday):

	S2	S1	PIVOT	R1	R2
NIFTY	22050	22125	22190	22260	22325
BANKNIFTY	47285	47470	47610	47800	47940

- The above second chart shows previous trading day's change in Nifty options where Addition in OI were seen in 22100, 21900, 21800, 21700 strike Puts and at 22300, 22200, 22100 strike Calls indicating market is likely to remain range bound in the near term.
- Highest OI build-up is seen at 22500 strike Calls and 22000 strike Puts, to the tune of 16.17mn and 16.28mn respectively.

Outlook on Nifty:

Index is likely to open on a flattish note today and is likely to remain range bound during the day.

(Price is in Rs; OI is in million units; Price chg and OI chg are in percentage) **NB RESEARCH**

Fresh Longs seen in:					Fresh Shorts seen in:				
Scrip	Price	Price chg	OI	OI Chg	Scrip	Price	Price chg	OI	OI Chg
ICICIGI	1655.3	1.2	4.2	48.2	IDEA	12.8	-2.7	3655.4	56.0
HDFCAMC	3741.6	2.3	3.2	11.1	GUJGASLTD	553.4	-3.6	7.5	13.6
ZYDUSLIFE	948.6	1.1	10.3	10.0	FINNIFTY	21183.2	0.0	0.1	12.2
Short Covering seen in:					Long Unwinding seen in:				
Scrip	Price	Price chg	OI	OI Chg	Scrip	Price	Price chg	OI	OI Chg
EXIDEIND	449.2	9.9	20.5	-27.3	BHARTIARTL	1216.0	-1.0	29.0	-9.0
COROMANDEL	1134.8	0.2	1.5	-5.7	SAIL	149.4	-1.3	162.3	-3.8
MGL	1467.2	0.6	2.5	-5.1	CROMPTON	289.3	-1.2	18.4	-3.5

NIFTY50 Options OI (CE OI = Resistance) (PE OI = Support)			
Symbol	Highest CE OI	Highest PE OI	CMP
ADANIPTS	1400	1200	1308
ADANIENT	3400	3000	3109
ASIANPAINT	3000	2800	2827
AXISBANK	1100	1050	1056
BAJAJ-AUTO	9500	8000	8948
BAJAJFINSV	1700	1600	1623
BAJFINANCE	7300	7000	6971
BHARTIARTL	1200	1200	1216
BPCL	620	600	594
BRITANNIA	5000	4700	4757
CIPLA	1500	1400	1379
COALINDIA	460	450	453
DIVISLAB	3800	3700	3774
DRREDDY	6200	6100	6050
EICHERMOT	4400	4000	4367
GRASIM	2300	2200	2245
HCLTECH	1600	1540	1478
HDFCBANK	1550	1500	1512
HDFCLIFE	650	600	606
HEROMOTOCO	4700	4500	4325
HINDALCO	620	620	610
HINDUNILVR	2300	2200	2226
ICICIBANK	1100	1100	1071
ITC	435	430	426
INDUSINDBK	1600	1600	1496

NIFTY50 Options OI (CE OI = Resistance) (PE OI = Support)			
Symbol	Highest CE OI	Highest PE OI	CMP
INFY	1500	1500	1418
IOC	180	170	169
JSWSTEEL	900	800	846
KOTAKBANK	1800	1800	1798
LT	3800	3500	3549
LTIM	5000	4500	4661
M&M	2100	1900	2035
MARUTI	13000	12000	12485
NESTLEIND	2600	2500	2554
NTPC	370	350	359
ONGC	280	280	283
POWERGRID	300	260	274
RELIANCE	3000	2800	2936
SBILIFE	1500	1500	1465
SBIN	800	750	752
SUNPHARMA	1600	1500	1536
TATACONSUM	1200	1100	1136
TATAMOTORS	1000	1000	993
TATASTEEL	170	150	160
TCS	4000	3900	3873
TECHM	1300	1200	1195
TITAN	3800	3600	3645
ULTRACEMCO	10000	9000	9492
UPL	500	450	484
WIPRO	500	450	447

Derivative Recommendations:

Stock Name	Call (Buy/Sell)	Entry price	Targets	Stop Loss	Duration	Status
NIL						

FROM THE EQUITY DERIVATIVE DESK:

NIRAV HARISH CHHEDA

AVP - DERIVATIVES AND TECHNICAL RESEARCH

E-Mail: nirav.chheda@nirmalbang.com

Tel no: 6273-8199/8000

AMIT BHUPTANI

SNR.DERIVATIVES AND TECHNICAL RESEARCH ANALYST

E-Mail: amit.bhuptani@nirmalbang.com

Tel no: 6273-8242/8000

DISCLOSURES

Research Reports that are published by Nirmal Bang Securities Private Limited (hereinafter referred to as "NBSPL") are for private circulation only. NBSPL is a registered Research Analyst under SEBI (Research Analyst) Regulations, 2014 having Registration no. INH000001766. NBSPL is also a registered Stock Broker with National Stock Exchange of India Limited, BSE Limited, Metropolitan Stock Exchange of India Limited, Multi Commodity Exchange of India Limited, National Commodity and Derivative Exchange Limited and Indian Commodity Exchange Limited in cash and Equity and Commodities derivatives segments.

NBSPL has other business divisions with independent research teams separated by Chinese walls, and therefore may, at times, have different or contrary views on stocks and markets.

NBSPL or its associates have not been debarred / suspended by SEBI or any other regulatory authority for accessing / dealing in securities Market. NBSPL, its associates or analyst or his relatives do not hold any financial interest (Except Investment) in the subject company. NBSPL or its associates or Analyst do not have any conflict or material conflict of interest at the time of publication of the research report with the subject company. NBSPL or its associates or Analyst or his relatives may or may not hold beneficial ownership of 1% or more in the subject company at the end of the month immediately preceding the date of publication of this research report.

NBSPL or its associates / analyst has not received any compensation / managed or co-managed public offering of securities of the company covered by Analyst during the past twelve months. NBSPL or its associates have not received any compensation or other benefits from the company covered by Analyst or third party in connection with the research report. Analyst has not served as an officer, director or employee of Subject Company. NBSPL / analyst has not been engaged in market making activity of the subject company.

Analyst Certification: The research analysts and authors of these reports, hereby certify that the views expressed in this research report accurately reflects my/our personal views about the subject securities, issuers, products, sectors or industries. It is also certified that no part of the compensation of the analyst(s) was, is, or will be directly or indirectly related to the inclusion of specific recommendations or views in this research. The analyst(s) principally responsible for the preparation of this research report and has taken reasonable care to achieve and maintain independence and objectivity in making any recommendations.

DISCLAIMER

This report is for the personal information of the authorized recipient and does not construe to be any investment, legal or taxation advice to you. NBSPL is not soliciting any action based upon it. Nothing in this research shall be construed as a solicitation to buy or sell any security or product, or to engage in or refrain from engaging in any such transaction. In preparing this research, we did not take into account the investment objectives, financial situation and particular needs of the reader.

This research has been prepared for the general use of the clients of NBSPL and must not be copied, either in whole or in part, or distributed or redistributed to any other person in any form. If you are not the intended recipient you must not use or disclose the information in this research in any way. Though disseminated to all the customers simultaneously, not all customers may receive this report at the same time. NBSPL will not treat recipients as customers by virtue of their receiving this report. This report is not directed or intended for distribution to or use by any person or entity resident in a state, country or any jurisdiction, where such distribution, publication, availability or use would be contrary to law, regulation or which would subject NBSPL & its group companies to registration or licensing requirements within such jurisdictions.

The report is based on the information obtained from sources believed to be reliable, but we do not make any representation or warranty that it is accurate, complete or up-to-date and it should not be relied upon as such. We accept no obligation to correct or update the information or opinions in it. NBSPL or any of its affiliates or employees shall not be in any way responsible for any loss or damage that may arise to any person from any inadvertent error in the information contained in this report. NBSPL or any of its affiliates or employees do not provide, at any time, any express or implied warranty of any kind, regarding any matter pertaining to this report, including without limitation the implied warranties of merchantability, fitness for a particular purpose, and non-infringement. The recipients of this report should rely on their own investigations.

This information is subject to change without any prior notice. NBSPL reserves its absolute discretion and right to make or refrain from making modifications and alterations to this statement from time to time. Nevertheless, NBSPL is committed to providing independent and transparent recommendations to its clients, and would be happy to provide information in response to specific client queries.

Before making an investment decision on the basis of this research, the reader needs to consider, with or without the assistance of an adviser, whether the advice is appropriate in light of their particular investment needs, objectives and financial circumstances. There are risks involved in securities trading. The price of securities can and does fluctuate, and an individual security may even become valueless. International investors are reminded of the additional risks inherent in international investments, such as currency fluctuations and international stock market or economic conditions, which may adversely affect the value of the investment. Opinions expressed are subject to change without any notice. Neither the company nor the director or the employees of NBSPL accept any liability whatsoever for any direct, indirect, consequential or other loss arising from any use of this research and/or further communication in relation to this research. Here it may be noted that neither NBSPL, nor its directors, employees, agents or representatives shall be liable for any damages whether direct or indirect, incidental, special or consequential including lost revenue or lost profit that may arise from or in connection with the use of the information contained in this report.

Copyright of this document vests exclusively with NBSPL. Our reports are also available on our website www.nirmalbang.com